

ZOOM PRE-REGISTRATION FAQ

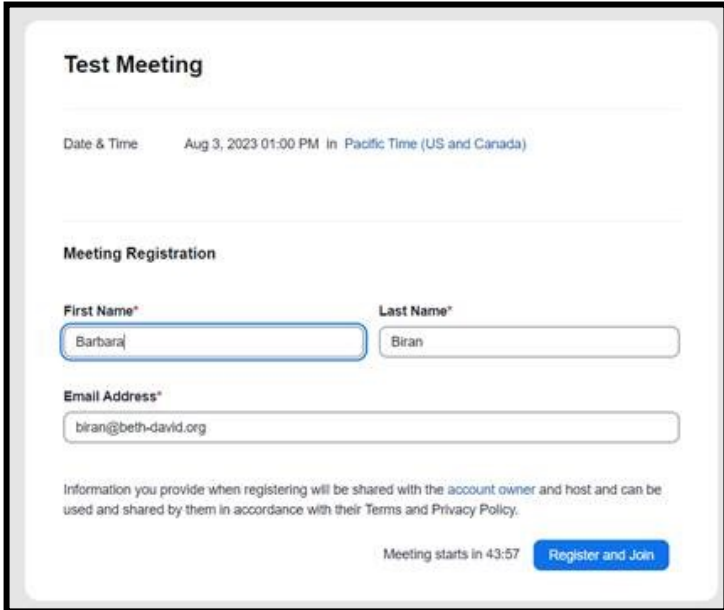
Q: Why are we requiring pre-registration for Zoom events?

A: Due to a Zoom bombing which occurred during Shabbat services on July 29, the decision has been made to no longer provide open Zoom links for our publicized events and meetings.

Q: How do I register for events or services?

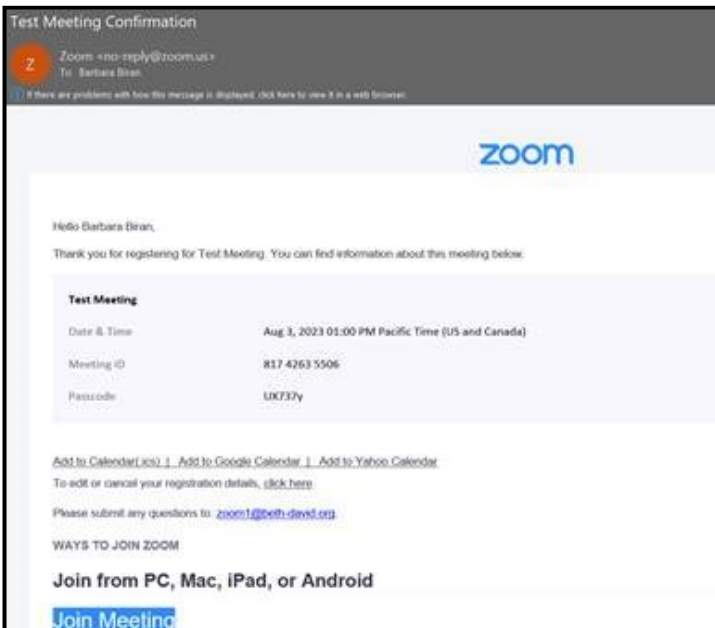
A: Follow the links provided in our email blasts or on the Beth David calendar. Each person desiring to log in on their own device must pre-register to receive their unique Zoom link

- Example of the Zoom pre-registration screen



The screenshot shows a Zoom registration form for a 'Test Meeting'. At the top, it displays the date and time: 'Aug 3, 2023 01:00 PM in Pacific Time (US and Canada)'. Below this is the 'Meeting Registration' section with three input fields: 'First Name*' containing 'Barbara', 'Last Name*' containing 'Biran', and 'Email Address*' containing 'biran@beth-david.org'. A note below the fields states: 'Information you provide when registering will be shared with the account owner and host and can be used and shared by them in accordance with their Terms and Privacy Policy.' At the bottom, it says 'Meeting starts in 43:57' and features a blue 'Register and Join' button.

- Complete the information; click Register and Join – a confirmation email that contains your unique Zoom link will immediately be sent to your email.



The screenshot shows a Zoom confirmation email titled 'Test Meeting Confirmation'. The sender is 'Zoom <no-reply@zoom.us>' to 'Barbara Biran'. The email body includes the Zoom logo and a greeting: 'Hello Barbara Biran, Thank you for registering for Test Meeting. You can find information about this meeting below.' It then lists the meeting details in a table:

Test Meeting	
Date & Time	Aug 3, 2023 01:00 PM Pacific Time (US and Canada)
Meeting ID	817 4263 5506
Passcode	UX737y

Below the table, there are links to add the meeting to various calendars (iCal, Google, Yahoo) and a link to edit or cancel registration details. It also provides contact information for questions: 'Please submit any questions to: zoom1@beth-david.org'. At the bottom, it says 'WAYS TO JOIN ZOOM' and 'Join from PC, Mac, iPad, or Android' with a blue 'Join Meeting' button.

PLEASE KEEP THE LINK! Should you misplace it, simply re-register.

Q: Will I need to pre-register each time?

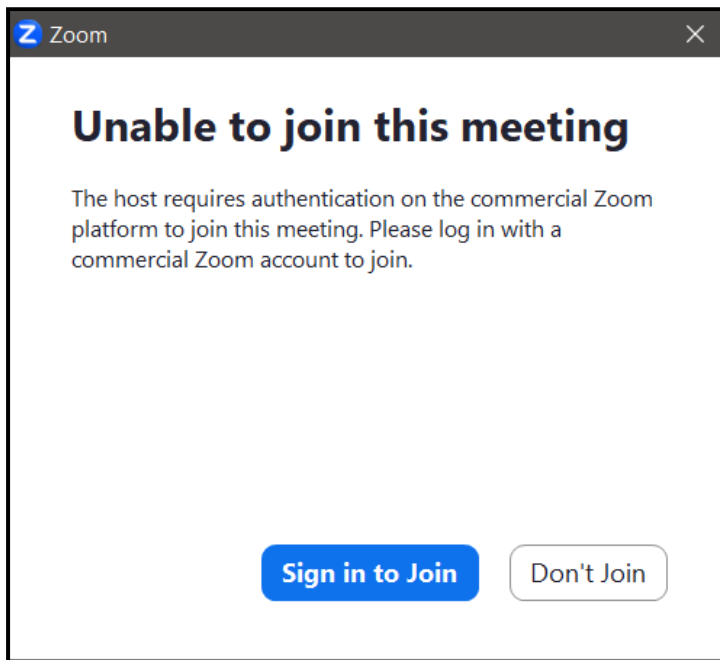
A: For recurring events such as services, minyan, Talmud and meetings, you only need to register once. For individual events such as an Adult Ed program, yes, pre-registration for each one will be required.

Q: Will I also need to always sign into Zoom?

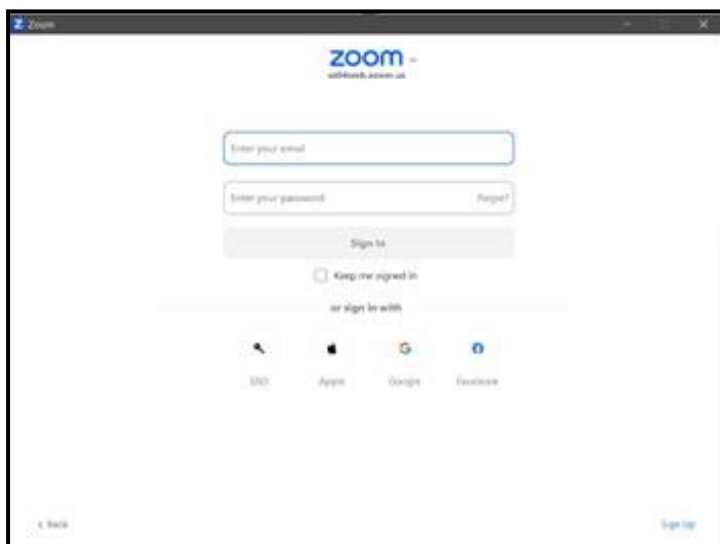
A: No, additionally signing into Zoom will only be required for services (Shabbat, High Holy Days and Festivals).

Q: How do I sign into Zoom?

A: This may be done ahead of time by launching the Zoom app to your device: <https://zoom.us/download> or from the confirmation email, click on the Join Meeting button, a dialog box will pop up – click Sign in to Join



- If you have signed in ahead of time to Zoom, you will be taken directly to the service; if not, you will get the Zoom sign-in screen:



Q: ***How do I get a Zoom account?***

A: At this time, only services (Shabbat, High Holy Days and Festivals) will additionally require signing into Zoom. This may be done ahead of time by going to:

<https://zoom.us/> and clicking the Sign Up Free button or by clicking the Sign Up button in the lower right corner of the Zoom Sign In screen

Q: ***What if I lose the Zoom link?***

A: Simply re-register

Q: ***Does the email used for requesting the Zoom link need to be the same as the email on my Zoom account?***

A: No, you may use any email address.

Q: ***What if I will be using a different device?***

A: You may use any device but you must use the unique link sent to you in the Zoom confirmation email.

Q: ***Who do I call for help if I cannot get in?***

A: You may call the office, 408-257-333 and speak with either Jillian or Barbara during regular business hours, Monday thru Thursday 9am-5pm, Friday 9am-4pm